

THE HEALING & INITIATION MACHINE

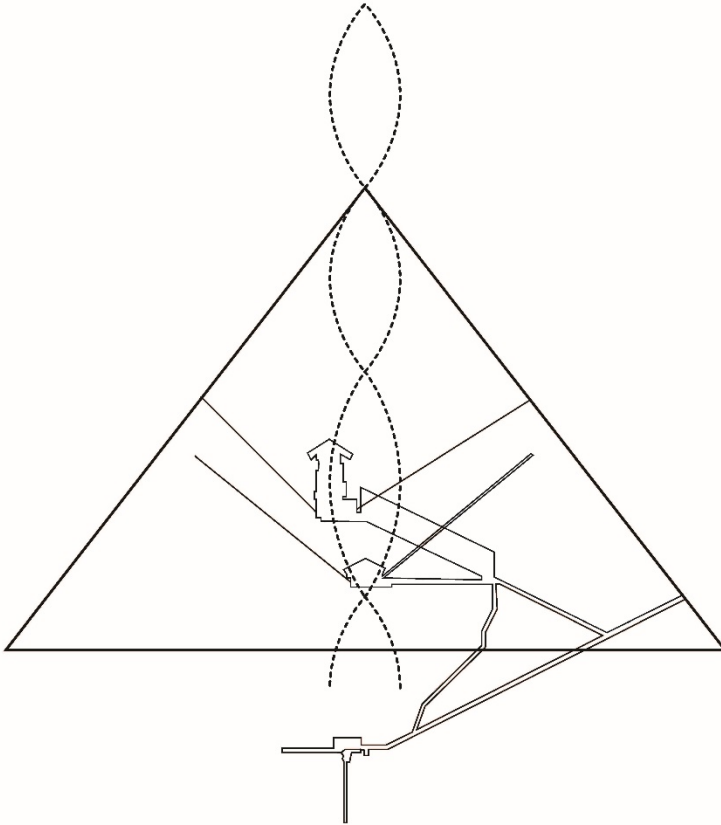


Figure A: The Great Pyramid

Purposes of Ancient Pyramids

Depending on which pyramid and where, it may have been a:

1. Place of initiation for those who wished to become purified or initiated channels for the Law of One
2. Place of death and rebirth, resurrection
3. Place to train healers
4. Place to receive healing
5. Place for meditation, rest, and feeling the presence of One Creator
6. Structure to help balance the planetary energy web

Focusing the Spirals

The pyramid is a focusing arrangement for the centralization as well as the diffraction of the spiraling upward light energy as it is being used by the mind/body/spirit complex.

The instreaming, upward spiraling light, or prana, is drawn and scooped in through the attraction of the pyramid shape through the bottom or base.

The pyramid then becomes an intensifier of the all-present spiraling prana as it spirals upward in line with the apex. Similar to water emptying from a bathtub, but instead of gravity serving as the attractive force, the light is attracted by electromagnetic fields engendered by the shape of the pyramid.

Prana or light in its normal, all-present state is unregimented and not useful for work. Through the pyramid shape, the prana gains coherence of energetic direction.

Zero Spiral

The first configuration is a semi-spiral, scooped in through the base—similar to vortex of water passing through a funnel. In this stage, light is compressed and multiplied tremendously in its coherence and organization

First Spiral

Beginning just below and centered on the Queen's Chamber position, the first full spiral is used for study, initiation, and healing. The angle of diffusion spreads 33–54 degrees depending on planetary rhythms. See also "Queen's Chamber" and "King's Chamber" in the following pages.

Second Spiral

Located in the top third of the pyramid, the second spiral is used for building. Action-at-a-distance (e.g., metal bending, telekenesis, etc.) are likened to the influence of the second spiral. This spiral focuses to the coherence of a laser beam at the apex and can be intelligently directed in the same way the entity who contacts intelligent energy through indigo ray may do. With the second spiral work may be done interdimensionally.

Third Spiral

Beginning and radiating outward from the apex of the pyramid, the third spiral is used for energizing. That which is placed over a shape emitting the third spiral will receive shocks emitted at discrete intervals which are very, very close together such that they energize electromagnetic fields. They are deleterious in overdose and should not be used over-long. This spiral is likened to the candle flame.

About the spirals in the diagram: To the best of our limited understanding, the spirals are not two lines as depicted in the above drawing of the west-facing view of the Great Pyramid. Instead they are complete vortices, not unlike water swirling into the bathtub drain. For ease of illustration they have been drawn as two, double-helix-style lines.

Also, it is not clear from Ra's information how far below the pyramid's base the semi-spiral begins to be "scooped"—it may include the resonating chamber which lies 30 meters (90ft) below the plateau's surface. It is also not clear how much of the King's Chamber is contained within the first spiral.¹ And where the second spiral begins is likewise open to speculation. We designed the diagram to keep the spirals symmetrical in length to one another.

The Chambers

There are three main chambers in the Great Pyramid. From top to bottom they are the King's Chamber, the Queen's Chamber, and the Resonating Chamber. The first two are the names that historians have given the chambers. Ra uses those names but notes that such are not their names for these chambers. For the third chamber underneath the pyramid, Ra is the only source of which we are aware who refers to this room as the "Resonating Chamber." Typically it is listed as the "Subterranean Chamber."

¹ Someone more proficient in basic mathematics could probably make headway on this second question by plotting out the angle of diffusion in the first spiral.

The following drawings are reproductions designed to be as close to the original as possible.

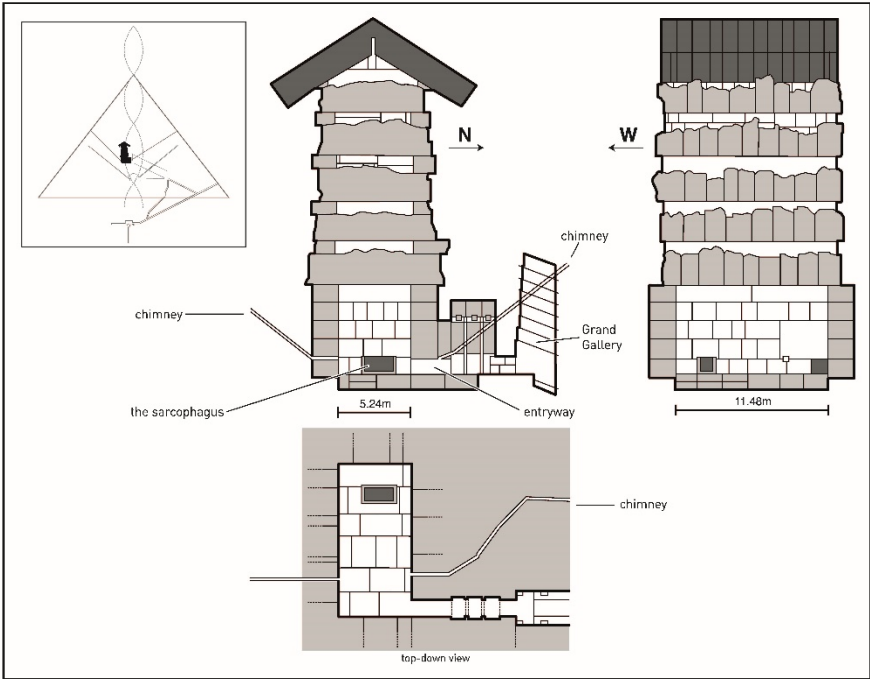


Figure B: King's Chamber: Chamber of Healing

King's Chamber: Chamber of Healing

Located at an offset position relative to the center of the first spiral, in this chamber the life energies are briefly interrupted by light. That is, the violet/red armor or protective shell is *automatically and mandatorily* disrupted, but with the proper intention, configuration, and crystallization of the healer, safely done. The light, then, is configured into the seven distinctive color or energy vibratory rates. Crystallized and purified healers using crystals may manipulate aural forces (the various energy centers), so that if the entity to be healed wills it, corrections may take place. Ra notes that a strongly crystallized entity is, in effect, a portable King's Chamber position.

In the diagrams above, the darkened rectangle is what's classically called "the sarcophagus" (though no evidence of burial has ever been discovered). When

Don asked about the “various small chambers above [the King’s Chamber],” Ra responded: “The process by which [the self is healed by interruption of the violet/red armoring] involves bringing the entity to be healed to an equilibrium. This involves temperature, barometric pressure, and the electrical charged atmosphere. The first two requirements are controlled by the system of chimneys.”

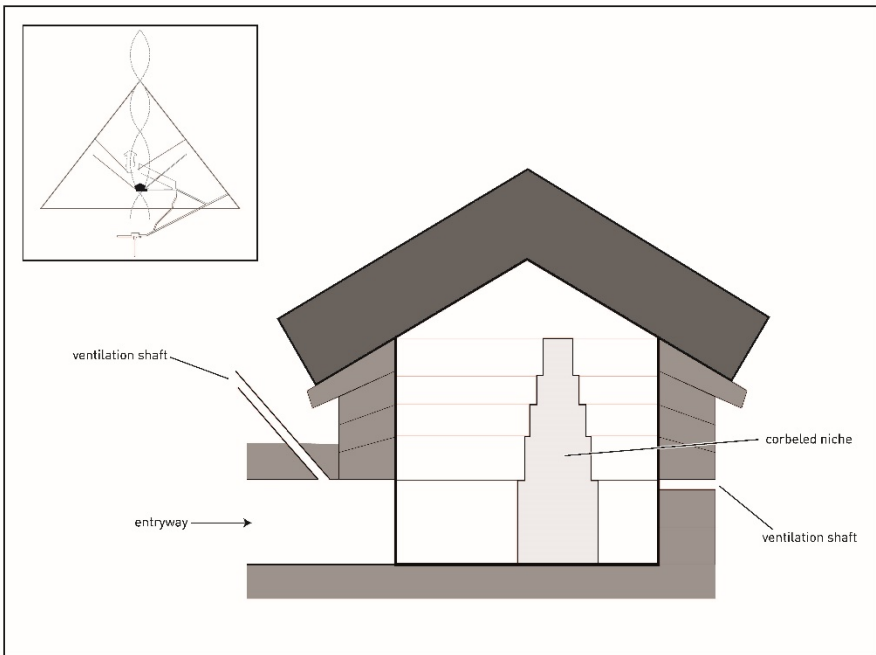


Figure C: Queen’s Chamber: Chamber of Initiation and Resurrection

Queen’s Chamber: Chamber of Initiation and Resurrection

Located just above and directly centered on the start of the first spiral, the Queen’s Chamber intensifies the entity’s will to call forth the inner light to match, or attract, the upward spiraling light. In this chamber the initiate becomes one with centralized purified incoming light.

In the east-facing view of the Queen’s Chamber depicted in the diagram above, the entryway is seen on the left. From this perspective, at the back wall is the corbelled niche that is recessed into the wall itself. Perhaps it played a role in the initiation of the adept? Also visible are the ventilation shafts.

♀ The initiation of [the] Queen's Chamber has to do with the abandoning of self to such desire to know the Creator in full that the purified instreaming light is drawn in balanced fashion through all energy centers, meeting in indigo and opening the gate to intelligent infinity. Thus the entity experiences true life or, as your people call it, resurrection. – Ra, 57.24

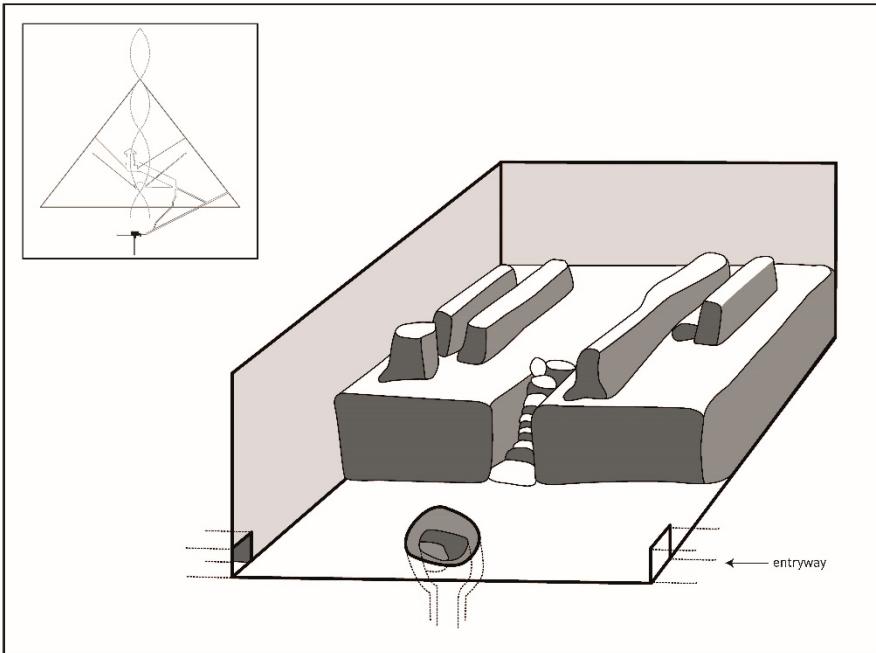


Figure D: Resonating Chamber: Chamber of Death and Rebirth

Resonating Chamber: Chamber of Death and Rebirth

Located deeply beneath the foundation of the pyramid and accessible by a long 91 meter (300ft) descending passageway, this chamber provides total deprivation of sensory input so that the body may in a sense be dead and another life begin. This chamber challenges an adept to face itself, thereby losing illusory desires and gaining total service to others. It is powerful and quite dangerous.

♀ The so-called resonating chamber may be likened unto the symbology of the burial and resurrection of the body wherein the entity dies to self

and, through this confrontation of apparent loss and realization of essential gain, is transmuted into a new and risen being. – Ra, 65.20

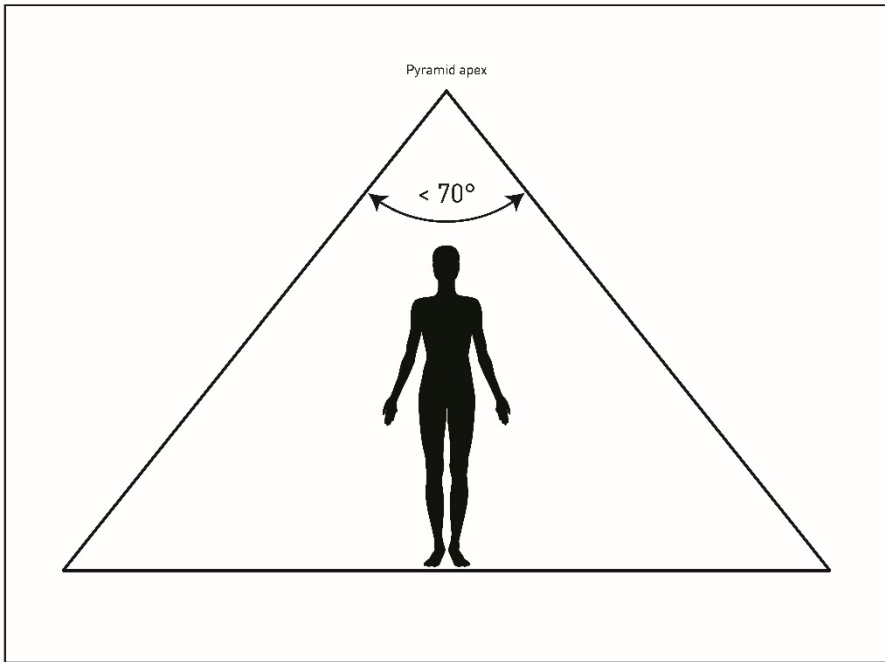


Figure E: Pyramid Apex Angle

Apex Angles

If healing work in the King's Chamber is desired, the $76^{\circ} 18'$ angle is appropriate, though if the King's Chamber position varies, the angle may vary. However, any angle 70 degrees or over may create the position of a King's Chamber, which may be dangerous. Under 70 degrees is the recommended safe angle. A healer may move about any pyramid to find a position that yields results.

In the cone or silo shape, the energy for healing may be found to be in a general circular pattern unique to each shape as a function of its particular height and width, and in the cone shape, the angle of apex. Without corner angles the spiraling energy work in circular motion.

Cautionary Statements

‡ **Questioner:** [...] At this particular time in the evolution of our planet it seems that you place little or no emphasis on [the pyramid]. Is this correct?

Ra: I am Ra. This is correct. It is our honor/duty to attempt to remove the distortions that the use of this shape has caused in the thinking of your peoples and in the activities of some of your entities. We do not deny that such shapes are efficacious, nor do we withhold the general gist of this efficacy. However, we wish to offer our understanding, limited though it is, that—contrary to our naïve beliefs many thousands of your years ago—the optimum shape for initiation does not exist.

Let us expand upon this point. When we were aided by sixth-density entities during our own third-density experiences, we, being less bellicose in the extreme, found this teaching to be of help. In our naïveté in third density we had not developed the interrelationships of your barter or money system, and power. We were, in fact, a more philosophical third-density planet than your own, and our choices of polarity were much more centered about the, shall we say, understanding of sexual energy transfers and the appropriate relationships between self and other-self.

We spent a much larger portion of our space/time working with the unmanifested being. In this less complex atmosphere it was quite instructive to have this learn/teaching device, and we benefited without the distortions we found occurring among your peoples.

We have recorded these differences meticulously in the Great Record of Creation that such naïveté shall not be necessary again.

At this space/time we may best serve you, we believe, by stating that the pyramid for meditation, along with other rounded and arched, or pointed, circular shapes, is of help to you.

However, it is our observation that **due to the complexity of influences upon the unmanifested being at this space/time nexus among your planetary peoples, it is best that the progress of the mind/body/spirit**

complex take place without, as you call them, training aids—because when using a training aid an entity then takes upon itself the Law of Responsibility for the quickened or increased rate of learn/teaching. If this greater understanding, if we may use this misnomer, is not put into practice in the moment by moment experience of the entity, **then the usefulness of the training aid becomes negative.** – 60.16

♀ **Ra:** It is to be noted that these shapes are dangerous. We are quite pleased to have the opportunity to enlarge upon the subject of shapes such as the pyramid, for we wish, as part of our honor/duty, to state that there are **many wrong uses for these curved shapes**; for with improper placement, improper intentions, or lack of the crystallized being functioning as channel for healing, **the sensitive entity will be distorted more rather than less in some cases.** – 56.3

♀ **Ra:** We take this opportunity to pursue our honor/duty, as some of those creating the pyramid shape to note that **it is in no way necessary to use this shape in order to achieve healings**, for seniority of vibration has caused the vibratory complexes of mind/body/spirit complexes to be healed to be less vulnerable to the trauma of the interrupted armoring.

Furthermore, as we have said, the powerful effect of the pyramid, with its mandatory disruption of the armoring—if used without the crystallized being, used with the wrong intention, or in the wrong configuration—**can result in further distortions of entities** which are, perhaps, the equal of some of your chemicals which cause disruptions in the energy fields in like manner. – 57.12

♀ **Ra:** We found that your peoples are not distorted towards the desire for purity to a great enough extent to be given this powerful and potentially dangerous gift. We, therefore, would suggest it not be used for healing in the traditional, shall we say, King's Chamber configuration which we naïvely gave to your peoples only to see its use grossly distorted and our teachings lost. – 57.17

♀ **Ra:** We wish to point out once again that **the time of the pyramids, as you would call it, is past.** It is indeed a timeless structure. However, the streamings from the universe were, at the time we attempted to aid this planet, those which required a certain understanding of purity. This understanding has, as the streamings revolve and all things evolve, changed to a more enlightened view of purity. Thus, there are those among your people at this time whose purity is already one with intelligent infinity. **Without the use of structures, healer/patient can gain healing.** – 4.8



Figure F: The Third Spiral

Positive uses: Under the Body

Unlike crude chemical substances that work roughly on the body by increasing the flow of adrenaline, the third spiral charges each cell, both in space/time and time/space, as if hooked to electricity. The keenness of mind, the physical and sexual energy of body, and the attunement of will of spirit are all touched by this energizing influence. It is much like the radiation of the sun's rays. It is helpful in alleviating weariness and in the stimulation of physical or sexual activity.

A small pyramid placed “directly beneath the cushion of the head or the pallet upon which the body complex rests” will emit the third spiral and energize the self. The pyramid may be constructed of most substances, including wood or

plastic, but it is best to avoid the baser metals. The Giza pyramid offers an excellent model for dimensions of a pyramid to produce the third spiral.

It is deleterious in overdose. One session should not exceed 30 minutes. Ra also recommends no more than one per day.

In the illustration above, the third spiral is artistically imagined as it irradiates the body with its energizing shocks.

Positive Uses: Meditation

The pyramid shape with an angle of 60 degrees or less, along with other rounded and arched, or pointed or circular shapes—e.g., silo, cone, dome, tepee, caves, etc.—are of aid to meditation.

Geometry of Importance

Though base metals and lead will impede the flow or focus of prana, the material used is otherwise unimportant. Wood and plastic both acceptable. It is the ratios and geometry, or shape, that are of importance because in time/space, the pyramid shape bears a relationship to light as the funnel does to water. In this manner, the pyramid frame of just four rods is equal to the solid-sided shape.

About this document: This is a subjective synthesis and distillation of Ra’s information about the Great Pyramid and pyramids in general. It is intended to be informational, not instructional. For a more thorough look, please visit the accompanying document “Metaphysics of the Pyramids” in the Resource section of the Ra Contact page at www.llresearch.org.

© L/L Research, 2021

By Gary L. Bean | Editing by Austin Bridges

Figures A–D illustrated by T. Scott Stromberg

Figures E–F illustrated by Diana Fisher

Illustrations A–F finalized by Diana Fisher